

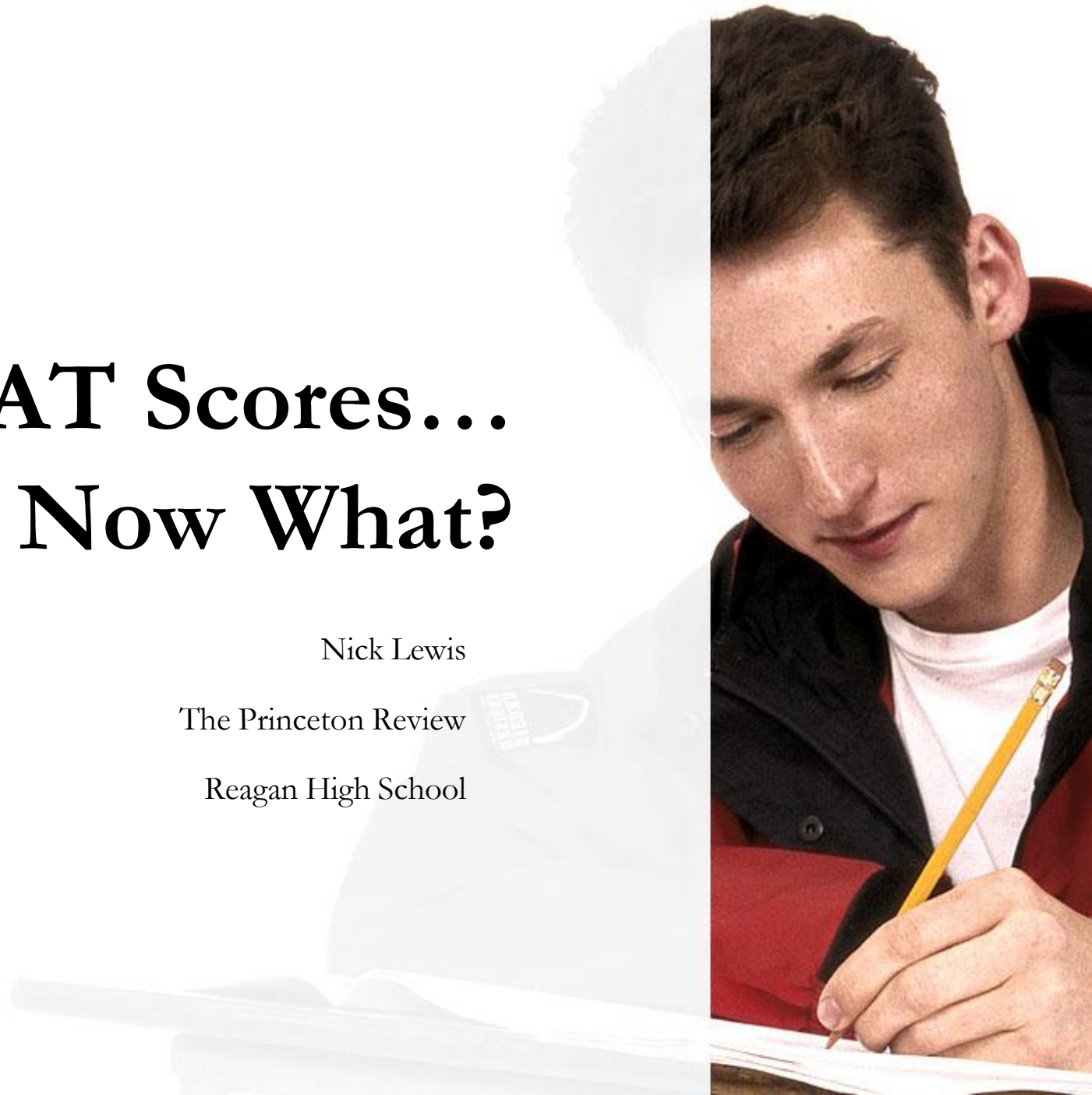



PSAT Scores... Now What?

Nick Lewis

The Princeton Review

Reagan High School





Our Contact Information:

Judy Cavazos

210.824.8378

www.PrincetonReview.com


Some other things to note:

www.PrincetonReview.com


www.Collegeboard.com

www.NationalMerit.org

www.ACT.org




- Why we take the PSAT
- The PSAT Score Report
- The National Merit Scholarship Program
- Where Your Scores Will Take You
- Admissions Timeline
- Overview of Admissions Tests
- Tricks of the Trade




Why do we take the PSAT?

What does “PSAT” stand for?




What does this mean?

- A practice test before the SAT
- Qualifying exam for National Merit Scholarships
- Check with your school to see if they include your PSAT scores on your academic transcript (most don't anymore but check just to be sure)



Taking the PSAT is a great way to jumpstart your college admissions planning.

- You'll get an idea of how standardized tests work
- See how you perform in a high-pressure testing situation
- Most importantly, you'll get SCORES to give you a starting point



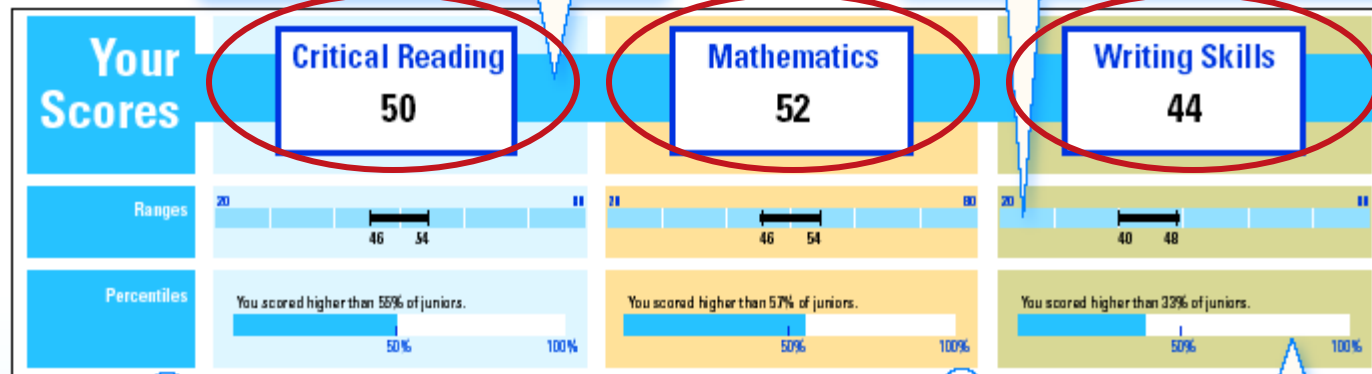
Your PSAT Scores and You.

1


The PSAT/NMSQT is based on a scale of 20-80. You will have 3 scores, one for Critical Reading, one for Mathematics, and one for Writing Skills.

2

Your score range is what the College Board predicts you would score if you took the PSAT over again but didn't really learn any additional skills. So if you took the test tomorrow, next week, and again next month without studying, they predict you would score somewhere in these ranges.



Your overall scores are found at the top of the Score Report. You should see three numbers, all between 20 and 80.



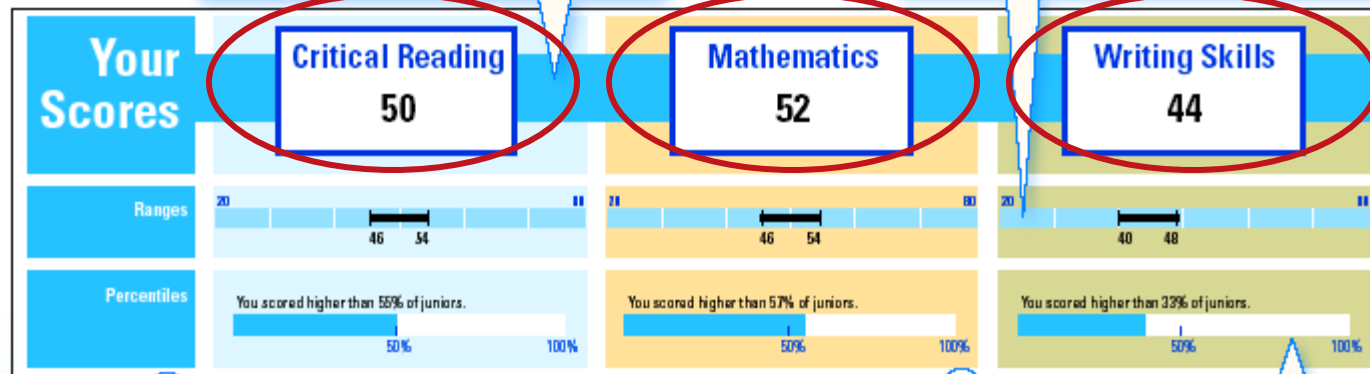
Your PSAT Scores and You.

1

The PSAT/NMSQT is based on a scale of 20-80. You will have 3 scores, one for Critical Reading, one for Mathematics, and one for Writing Skills.


2

Your score range is what the College Board predicts you would score if you took the PSAT over again but didn't really learn any additional skills. So if you took the test tomorrow, next week, and again next month without studying, they predict you would score somewhere in these ranges.



Add each score above to get your overall PSAT score:

$$50 + 52 + 44 = 146$$



**Your total score =
Selection Index.**

**You can find your
Selection Index on
your College Board
Score Report**

Highest = 240

Lowest = 60


See

**National Merit
Scholarship Corporation
(NMSC) Programs**

Selection Index
146

Percentile **47**
compares your performance with college-bound juniors

The Selection Index (S.I.) is the sum of your critical reading, mathematics, and writing skills scores. NMSC uses the S.I. as an initial screen of over 1.4 million students who enter its scholarship programs.




My Total PSAT Score: _____

Projected Scores:


SAT Math: _____ **SAT Reading:** _____ **SAT Writing:** _____

SAT Combined: _____ **ACT:** _____

Write your total PSAT Score (or Selection Index)



- **Raw Score = How Many Questions You Got Right**
 - **Reading: 48 questions**
 - **Math: 38 Questions**
 - **Writing: 29 questions**
 - **TOTAL: 125 questions**




Guessing Penalty


Get It Right: +1 Raw Point

Leave It Blank: +0 Raw Points

Get It Wrong: - 1/4 Raw Point

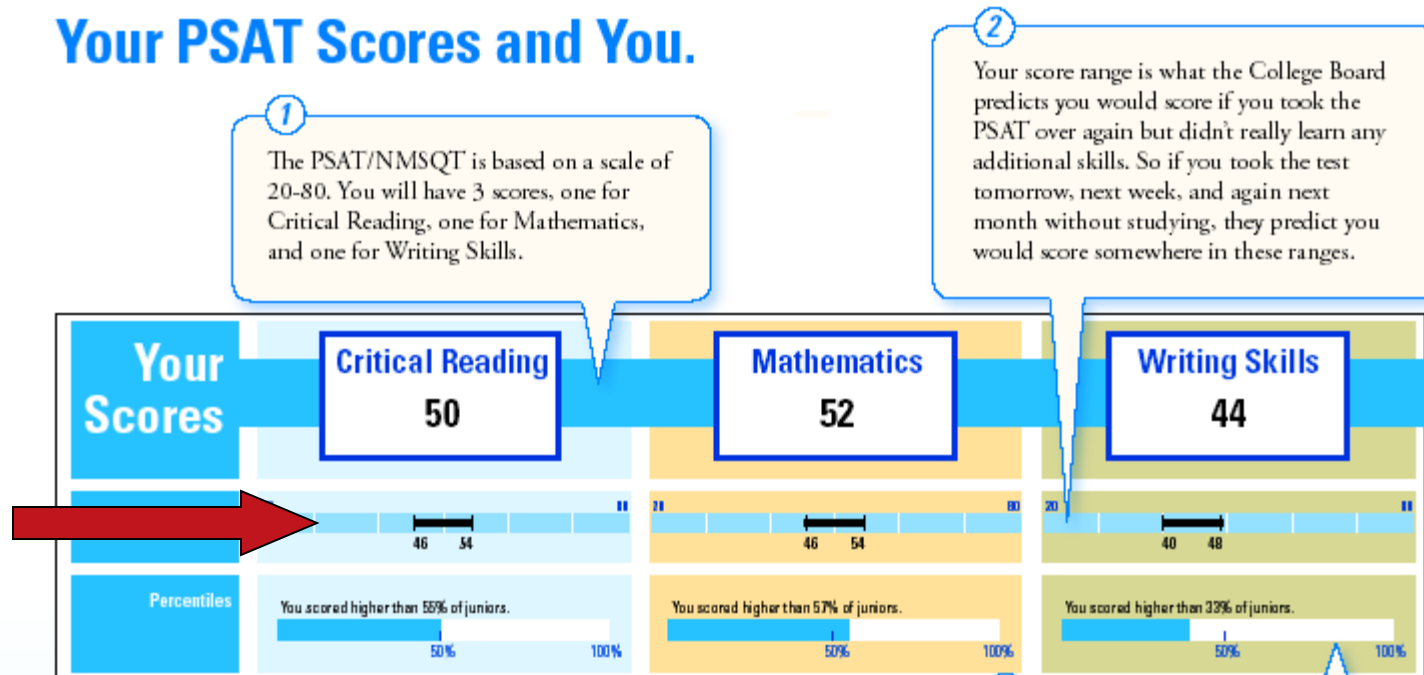


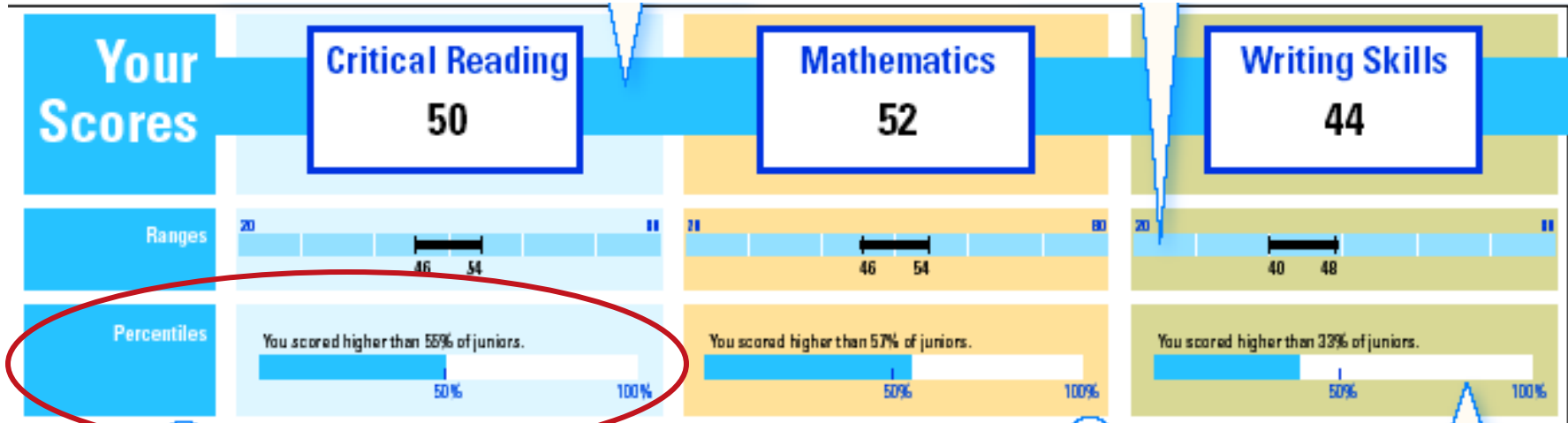

- 1. College Board takes your Raw Score from each section.**
- 2. They plug it into a crazy algorithm (which is different for each test date).**
- 3. You get a “Scaled” Score from 20-80 for each section, and 60-240 Overall.**



These are the ranges in which you scored. Scores within your range are considered “equal” statistically.

Your PSAT Scores and You.






4

The "Review Your Answers" section gives you a lot of information about what you answered on every question in every section. Take time to look back over how you answered each question. Did you do you better

3

These are your percentiles - where your scores stand against other students in your class year.

The Percentiles allow you to compare your score with all the other students that took the PSAT.



4

The “Review Your Answers” section gives you a lot of information about what you answered on every question in every section. Take time to look back over how you answered each question. Did you do you better at certain types of problems than others? Did you leave questions blank or did you guess?

Review Your Answers

Ask for your test book back so you can see the questions.

Key

- ✓ Correct
- ⊖ Omitted
- ! Unrecoverable
- E Easy
- M Medium
- H Hard
- Alg Algebra & Functions
- Data Data Analysis, Statistics &

SECTION 1


Sentence Completions

Question	Correct Answer	Your Answer	Difficulty
1	A	✓	⊖
2	B	⊖	⊖
3	A	C	m
4	C	A	h
5	B	E	h
6	D	✓	⊖
7	B	✓	m
8	D	⊖	⊖

Passage-Based Reading

9	B	✓	m
10	E	B	h
11	D	✓	h
12	C	✓	m
13	A	✓	m
14	B	A	m
15	A	✓	⊖
16	C	✓	m
17	A	✓	⊖
18	E	✓	m
19	B	✓	m
20	B	E	m
21	E	✓	m
22	D	B	h
23	E	✓	m
24	A	✓	m


- Question** – The question number in the exam/section.
- Correct Answer** – The correct answer for this question.
- Your Answer** – The answer choice you filled in on the test.
- Difficulty** – rated Easy, Medium or Hard and pertains to the level of difficulty of each question.



Even though the questions have different levels of difficulty, they are all worth the same amount of points.

So, if easy questions have the same point value as hard ones – which type of question would you want to spend the most time on?

THE EASY ONES!



Question #1

Question #20




Easy

Hard

Math Tips:

- It's all about the pacing. Getting the easy ones = more raw points = high overall Math Score.
- **SLOW DOWN and SCORE MORE!**




Writing Section Order of Difficulty Structure

1. Improving Sentences (20 questions) - from Easy to Hard
2. Error IDs (14 questions) – from Easy to Hard
3. Improving Paragraphs (5 questions) – all Easy or Medium

Writing Tips:


- **Know when the Order of Difficulty “re-sets.”**
- **Consider doing the Improving Paragraphs ?s first.**



For Critical Reading, you have to rely on your own Personal Order of Difficulty.

Reading Tips:

- Spend your time on the answers that you **CAN** answer.
- Consider omitting questions to save time.
- Improve your vocabulary!



Improve Your Skills

The skills listed are based on your individual performance on the test and represent those that you have the best chance to improve with extra work.

Follow the suggestions to improve in each area.

■ Determining an author's purpose or perspective

How to improve: Authors write for a variety of purposes, such as to inform, to explain, or to convince. When you read, try to determine why the author wrote what he or she wrote.

See questions 20, 42, 48.

■ Understanding complex sentences

How to improve: Ask your English teacher to recommend books that are a bit more challenging than those you're used to reading. Practice breaking the sentences down into their component parts to improve your comprehension. Learn how dependent clauses and verb phrases function in sentences.

See questions 5, 33.

■ Understanding sentences that deal with scientific ideas

How to improve: Read magazine articles about

■ Dealing with probability, basic statistics, charts, and graphs

How to improve: Practice solving problems that involve basic probability, basic counting, and finding the average (arithmetic mean), median, and mode. Look for charts and graphs in newspapers and magazines, and practice interpreting the data in them.

See questions 13, 14, 19.

■ Understanding geometry and coordinate geometry

How to improve: Review geometry units in your textbook involving perimeter, area, volume, circumference, angles, lines, slope. Familiarize yourself with the formulas given at the beginning of math sections of the test.

See questions 7, 11, 13.

■ Making connections among mathematical topics

■ Being precise and clear

How to improve: Learn to recognize sentence elements that are ambiguous and confusing.

In your writing, choose words carefully and connect them for clear meaning.

See questions 4, 6, 8.

■ Recognizing logical connections within sentences and passages

How to improve: Use the writing process to help you revise your draft essays. Work with classmates and teachers to clarify meaning in your writing.

See questions 8, 28, 29.

Your Education Plans

Grade Average B

**Major
Computer Engineering**

Information above is self-reported.

Description: In the computer engineering major, students learn to design and develop computer and computer-related systems. These systems include software systems, hardware systems, and combined hardware/software systems. Students take courses in basic sciences, mathematics, and engineering science and design.

Associated Skills: Computing, basic sciences, mathematics.

Recommended High School Courses: English 4, precollege mathematics 4, biology 1, chemistry 1, physics 1, social studies 3-4, history 2-3, foreign language 2-4, music .5, visual arts .5, and computer science .5-1.

The College Board gives you some suggestions for further study. You can use them as a starting point.



**National Merit
Scholarship Corporation
(NMSC) Programs**

Selection Index
146

Percentile **47**
compares your
performance with
college-bound juniors

The Selection Index (S.I.) is the sum of your critical reading, mathematics, and writing skills scores. NMSC uses the S.I. as an initial screen of over 1.4 million students who enter its scholarship programs.

Entry Requirements
Below is information you provided on your answer sheet.

Full-time high school student:
Yes

Year to complete high school and enroll full time in college:
2008

Years to be spent in grades 9-12:
4

U.S. citizenship:
Yes

If your Selection Index places you among the 55,000 high scorers who qualify for program recognition, you will be notified next September.

True or False:

Only juniors are eligible for recognition by NMSC.

TRUE!

Sophomores are not considered for national merit recognition until their junior year.



**National Merit
Scholarship Corporation
(NMSC) Programs**

Selection Index
146

Percentile **47**
compares your
performance with
college-bound juniors

The Selection Index (S.I.) is the sum of your critical reading, mathematics, and writing skills scores. NMSC uses the S.I. as an initial screen of over 1.4 million students who enter its scholarship programs.

Entry Requirements
Below is information you provided on your answer sheet.

Full-time high school student:
Yes

Year to complete high school and enroll full time in college:
2008

Years to be spent in grades 9-12:
4


U.S. citizenship:
Yes

If your Selection Index places you among the 55,000 high scorers who qualify for program recognition, you will be notified next September.

True or False: All National Merit Semi-Finalists and Finalists get college scholarships.

FALSE!

Fewer than 1% of students who take the test will receive any money from NMSC.



**National Merit
Scholarship Corporation
(NMSC) Programs**

Selection Index
146

Percentile **47**
compares your
performance with
college-bound juniors

The Selection Index (S.I.) is the sum of your critical reading, mathematics, and writing skills scores. NMSC uses the S.I. as an initial screen of over 1.4 million students who enter its scholarship programs.

Entry Requirements
Below is information you provided on your answer sheet.

Full-time high school student:
Yes

Year to complete high school and enroll full time in college:
2008

Years to be spent in grades 9-12:
4

U.S. citizenship:
Yes


If your Selection Index places you among the 55,000 high scorers who qualify for program recognition, you will be notified next September.

True or False:

If you get recognized by NMSC, you won't have to worry about paying for college.


FALSE!

Of those scholarships handed out to fewer than 1% of students who took the test, none are worth more than \$2500.



**NMSC will contact your school if
you've been chosen for recognition.**

**For more information, check out
www.nationalmerit.org.**



Score Comparison

PSAT	SAT	ACT
240	2400	36
234	2340	35
226	2260	34
219	2190	33
213	2130	32
204	2040	31
198	1980	30
192	1920	29
186	1860	28
182	1820	27
176	1760	26
170	1700	25
165	1650	24
159	1590	23
153	1530	22
150	1500	21
141	1410	20
135	1350	19
129	1290	18
121	1210	17
114	1140	16
106	1060	15
100	1000	14
90	900	13
78	780	12
75	750	11

Use the comparison chart to guesstimate what you would get on the SAT and ACT without any further prep.

My Total PSAT Score: _____

Projected Scores:
 SAT Math: _____ SAT Reading: _____ SAT Writing: _____
 SAT Combined: _____ ACT: _____




Where Your Scores Will Take You

SCHOOL NAME	SAT MATH	SAT CRITICAL READING	SAT WRITING (PROJECTED)	ACT
Arizona State University—Tempe	500–620	490–610	550–660	20–28
Boston University	600–690	580–680	630–710	25–30
Brown University	670–770	660–760	690–760	27–33
Carnegie Mellon University	680–760	610–710	660–730	28–32
Emory University	660–740	640–730	680–740	29–33
Florida State University	540–630	530–620	590–660	23–27
Grinnell College	640–730	640–750	680–750	29–33
Harvard University	700–790	700–800	720–780	30–34
Johns Hopkins University	660–760	630–740	670–750	28–32
Michigan State University	520–650	490–620	550–660	22–27
New York University	620–710	620–710	660–730	27–31
North Carolina State University	560–660	530–620	590–660	23–27
Reed College	620–710	660–760	690–760	29–32
Stanford University	690–780	670–770	700–770	29–33
University of California—San Diego	600–710	550–660	610–690	23–29
University of Pennsylvania	680–770	660–750	690–750	28–33
University of Southern California	650–730	620–710	660–730	28–32
University of Wisconsin—Madison	600–700	560–670	620–700	26–30
Washington University in St. Louis	690–770	670–750	700–750	30–33

Colleges sourced from The Princeton Review Guide to the Best SAT Colleges, 2008 edition. Average Math and Critical Reading scores were reported by the colleges.


UC schools use an admission formula that combines SAT, ACT, and SAT Subject Test scores. Therefore, the SAT Subject Test scores of those admitted vary greatly depending on each student's SAT and ACT Subject Test scores.

The Princeton Review estimates the middle 50 percent range of SAT scores reported both in The Princeton Review from students completing the new March 2008 exam. Our algorithm gives us the ability to create a reliable 90 percent range for the nonwriting section of the SAT. To be clear, these estimates of scores are based on research conducted by The Princeton Review only, and information supplied to us by individual schools.




As a junior you will be ready to focus in a more specific way on college choices.

- Take the PSAT/NMSQT early in the year (October).
- Take the SAT Reasoning Test and/or the ACT in the spring.
- Start your college list
- Research and visit colleges
- Plan ahead
 - Think about which teachers, coaches, counselors, or supervisors you want to ask for recommendations.
 - Work with your English teacher on the techniques involved in writing an effective college admission essay.




In your senior year your school may schedule one-on-one sessions, advisory groups, or class meeting to provide seniors with information about the college application process.

- Take the SAT Subject Tests (if needed) in the fall.
- Take the SAT Reasoning Test and/or the ACT in the fall (if you want to improve your scores from your junior year).
- Refine your list of colleges.
- Apply! Those seeking admission via Early Decision, Early Action, or Early Notification plans will have to get started sooner than others. If you are in this boat, you should begin working on your applications in late September.
- Decide.



	PSAT	SAT	ACT	SAT Subject Tests
Is it Required?	No	Yes	Yes	Sometimes
Length	2.5 hours	3 hours, 45 minutes without breaks	3 hours, 25 minutes for Essay	1 hour
Subjects and Sections	Math (2), Reading (2), Writing (1)	Math (3), Reading (3), Writing (3), Experimental (1)	English (1), Math (1), Reading (1), Science (1), Optional Essay (1)	By subject
Scoring and Penalties	20-80 each section, 60-240 overall, +1 right, +0 blank, -1/4 wrong	200-800 each section, 600-2400 overall, +1 right, +0 blank, -1/4 wrong	1-36 is average of scores from all parts of test, no guessing penalty	200-800, +1 right, +0 blank, -1/4 wrong
Score Choice	No	Yes	Yes	Yes




SAT vs ACT

Choose the lesser of two evils...

Pick the one that is best for YOU!

How We Can Help

Take our FREE Princeton Review Assessment (PRA)




SAT Question

The dull monotone with which the announcer droned on about the details of the discovery _____ her excitement.

- (A) decried (D) escalated
(B) embodied (E) belied
(C) confirmed

Strategy: Process of Elimination (POE)



Answer for yourself: was the opposite of

(A) Decried

?

(B) Embodied

NO

(C) Confirmed


NO

(D) Escalated


NO

(E) Belied

?



FINAL ANSWER = (E)




ACT Question

The width of a rectangular classroom is eight feet shorter than the length. The perimeter of the classroom is 60 feet. What is the width of the classroom?

- (A) 3
- (B) 11
- (C) 19
- (D) 26
- (E) 34

Strategy: Plugging in the Answers (PITA)



Label: Width Length Perimeter = 60?

(A) 3

(B) 11

19

60

YES!

→ (C) 19

27

92


NO

(D) 26


TOO BIG

(E) 34

TOO BIG




FINAL ANSWER = (B)



TRICKS OF THE TRADE REVIEW

1. Pacing
2. Personal Order of Difficulty
3. Process of Elimination (POE)
4. Plugging In The Answers (PITA)



THANK YOU FOR ATTENDING!

**GOOD LUCK WITH YOUR
ADMISSIONS PROCESS!**